

# SHARP SERVICE MANUAL

CODE: 00ZER2980SSME  
(REVISED EDITION)



## ELECTRONIC CASH REGISTER

FOR UNITED KINGDOM  
FOR AUSTRALIA

## MODEL ER-2980S

OPTIONS:	ER-46SP1	ER-11KT2	IO-17KP1V
	ER-34DW7	ER-12KT2	ER-29RS2
	ER-46PL1	ER-22KT2	ER-29CB
	ER-30BT	ER-12HK2	ER-29AS2
	ER-38CC	ER-11DK2	ER-15CL
	ER-38CV	ER-51DK2	ER-67RS

PRINTER: M-220AF

SRV KEY: LKGIM6861RCZZ



SERVICE OPTIONS: GCOVB6822RCZZ

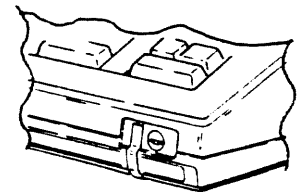
Except the drawer, this model is identical to the ER-2980.  
Whereas, only the drawer parts codes are described.

1. INTERNAL BLOCK DIAGRAM
2. DRAWER BOX UNIT
3. OTHER PART

Reference information

ER-2980 SERVICE MANUAL      CODE: 00ZER2980VSME

NOTE: 1) WHEN UNPAKING A MACHINE FOR THE USER, REMOVE ALUMINUM TAPE WHERE STICK ON THE CLERK KEY SWITCH.  
 2) MASTER RESET (ALL MEMORIES CLEAR)  
 THIS FUNCTION HAS BEEN CHANGED TO JOURNAL KEY (  ), NOT THE NUMERIC 9 KEY (  )



This is a “Table of Contents preview” for quality assurance

The full manual can be purchased from our store:

[https://the-checkout-tech.com/manuals/sharp/ER-2980S service manual.html](https://the-checkout-tech.com/manuals/sharp/ER-2980S%20service%20manual.html)

And our free Online Keysheet maker:

<https://the-checkout-tech.com/Cash-Register-Keysheet-Creator/>

[HTTPS://THE-CHECKOUT-TECH.COM](https://THE-CHECKOUT-TECH.COM)